

Signify Classified - Internal
Cooper Lighting Solutions Photometric Lab
1121 Highway 74 South
Peachtree City, GA 30269



Scaled data based on original data using
LM-79-08 Approved Method: Electrical and Photometric Measurements of Solid-
State Lighting Products

Test Report Prepared for
Cooper Lighting Solutions
(formerly Eaton)

Brand: McGRAW-EDISON

Report Number: P437946

Luminaire Tested: **ISC-SA1F-830-U-T4FT-HSS**

Issue Date: 12/9/2020

Test Information

Test Method: LM-79-08
Report Number: P437946
TEST IS SCALED FROM IESNA LM-79-08 TEST DATA (G3-2011-074-11)
Test Lab: INNOVATION CENTER
Issue Date: 12/9/2020
Manufacturer: COOPER LIGHTING SOLUTIONS (FORMERLY EATON)
Product Line: MCGRAW-EDISON
Catalog Number: ISC-SA1F-830-U-T4FT-HSS
Description: IMPACT ELITE LED CYLINDER LUMINAIRE
(1) 80 CRI, 3000K, 1200mA LIGHTSQUARE WITH 16 LEDS AND TYPE IV FORWARD
THROW OPTICS WITH HOUSE SIDE SHIELD
Light Source: -
Ballast/Driver: ELECTRONIC DRIVER

Summary

Lumens per Lamp: N/A
Luminaire Lumens: 4422 lumens
Efficiency: N/A
Efficacy: 67.0 lumens/watt
Luminous Opening: Rectangular (W 0.5' x L: 0.5' x H: 0')
IES Classification: Type IV - Short
BUG Rating: B1 - U0 - G2

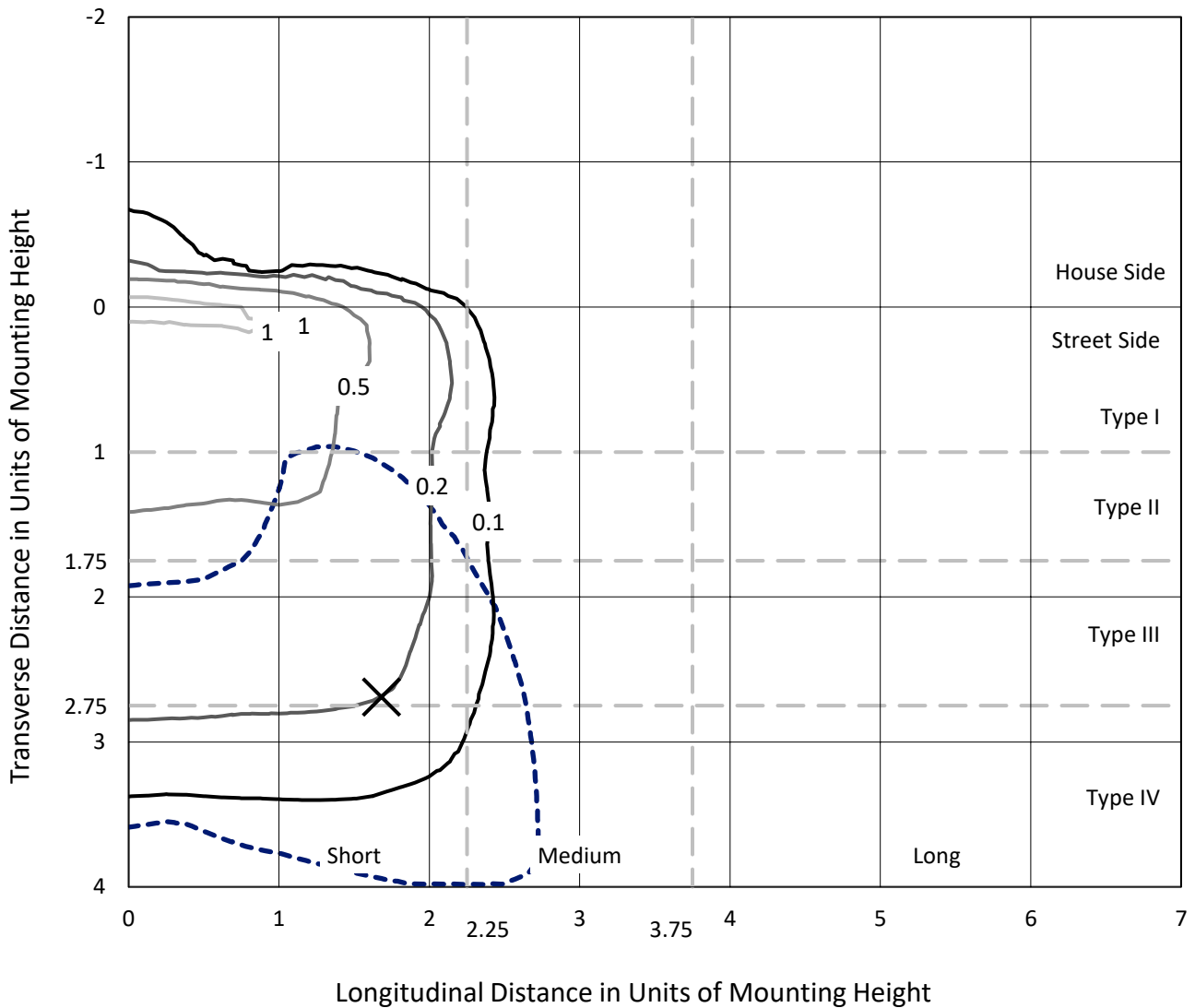
Input Watts (W): 66
Input Voltage (V): NR
Input Current (Ain): NR
Voltage Rise (V): NR
Power Factor: NR
Total Harmonic Distortion (THDi): NR
Frequency (hertz): 60
Stabilization Time: NR
Operation Time: NR
Ambient Temperature (°C): NR
Test Distance: 28.75 FT



REPORT NUMBER: P437946
 CATALOG NUMBER: ISC-SA1F-830-U-T4FT-HSS

Iso-Footcandle Lines of Horizontal Illumination

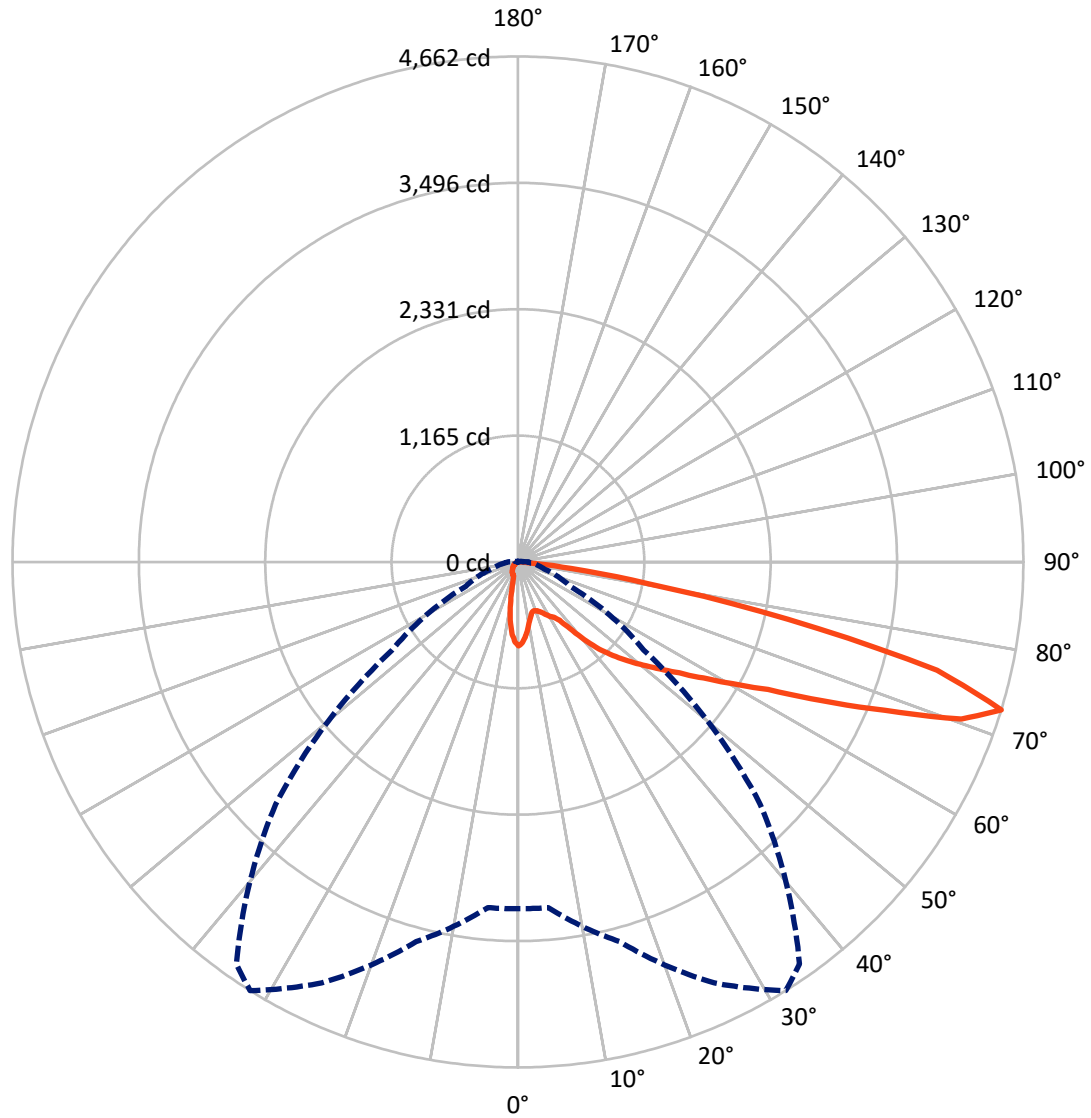
✕ Max cd
 - - - 1/2 Max cd



Based on 25 foot mounting height. Maximum calculated value = 1.2 fc
 Type IV - Short - N/A

REPORT NUMBER: P437946
CATALOG NUMBER: ISC-SA1F-830-U-T4FT-HSS

Luminous Intensity Polar Plot



— Vertical Plane Through 32-Deg Lateral - - - Horizontal Cone Through 72.5-Deg Vertical

REPORT NUMBER: P437946
 CATALOG NUMBER: ISC-SA1F-830-U-T4FT-HSS

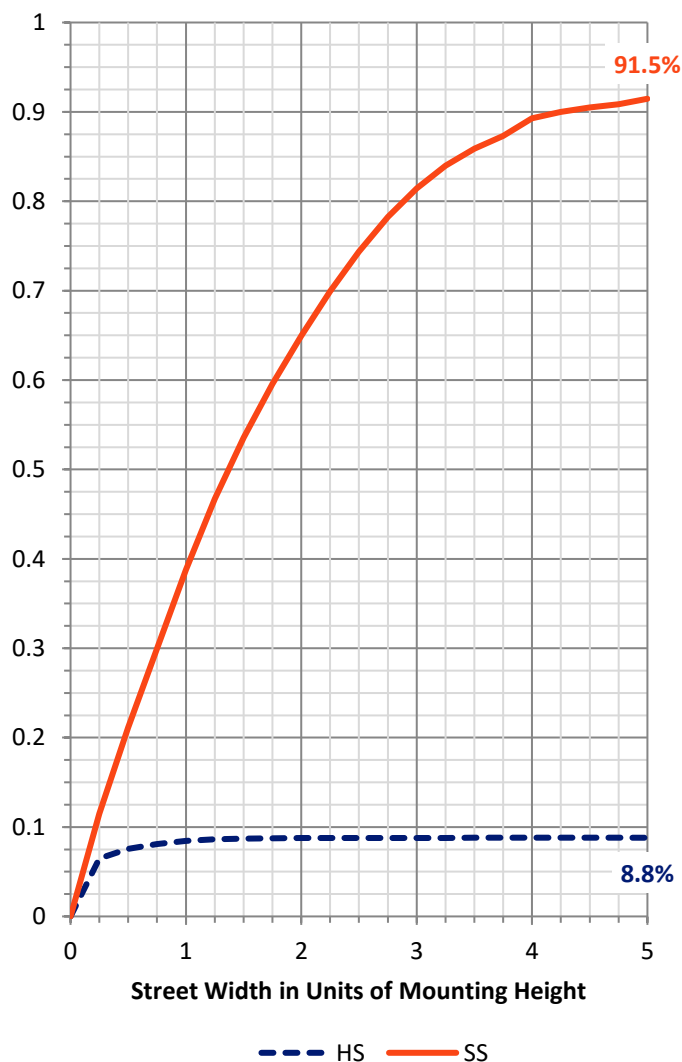
FLUX DISTRIBUTION:

		Downward	Upward	Total
House Side	Lumens	391.4	0.0	391.4
	% Fixture	8.9	0.0	8.9
Street Side	Lumens	4030.6	0.0	4030.6
	% Fixture	91.1	0.0	91.1
Total	Lumens	4422.0	0.0	4422.0
	% Fixture	100.0	0.0	100.0

ZONAL LUMENS:

Zone	Lumens	% Fixture
0°-10°	64.3	1.5
10°-20°	139.7	3.2
20°-30°	211.4	4.8
30°-40°	340.9	7.7
40°-50°	603.7	13.7
50°-60°	924.7	20.9
60°-70°	1237.0	28.0
70°-80°	854.0	19.3
80°-90°	46.2	1.0
90°-100°	0.0	0.0
100°-110°	0.0	0.0
110°-120°	0.0	0.0
120°-130°	0.0	0.0
130°-140°	0.0	0.0
140°-150°	0.0	0.0
150°-160°	0.0	0.0
160°-170°	0.0	0.0
170°-180°	0.0	0.0
0°-90°	4422.0	100.0
0°-180°	4422.0	100.0

Coefficient of Utilization



REPORT NUMBER: P437946

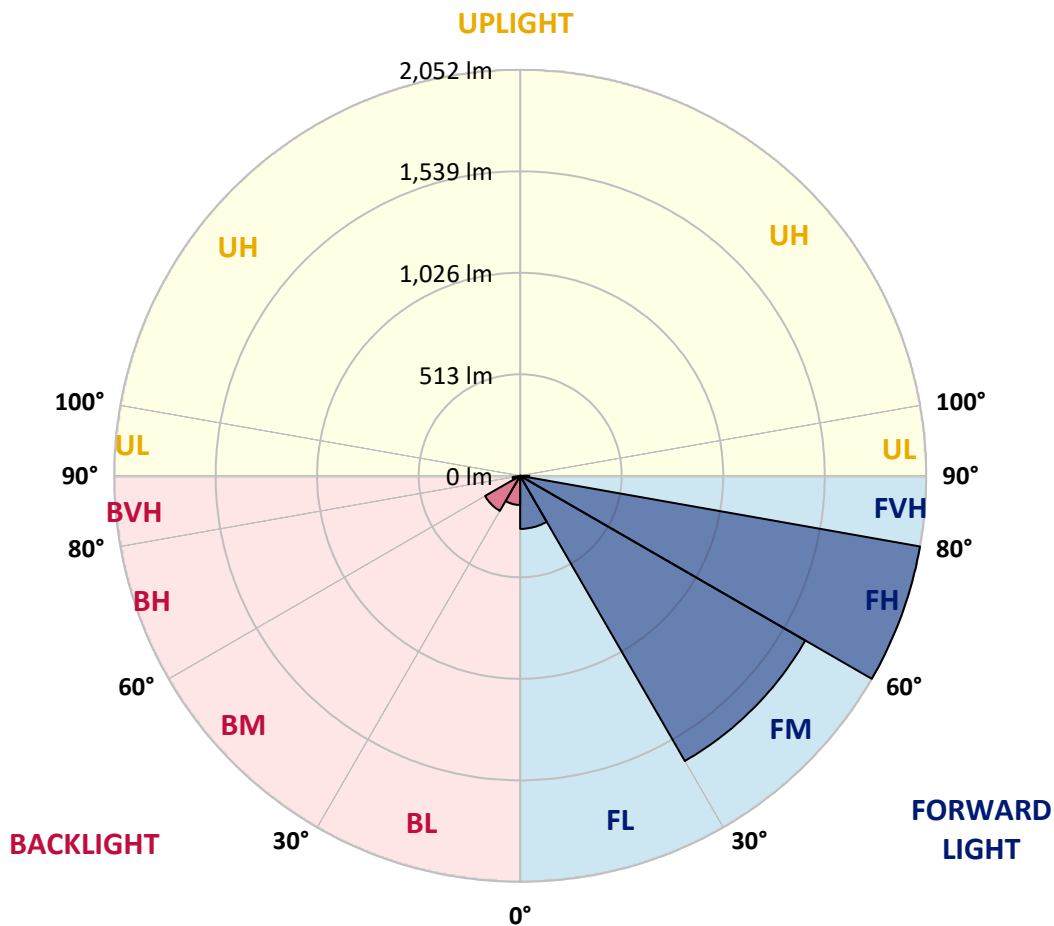
CATALOG NUMBER: ISC-SA1F-830-U-T4FT-HSS

LUMINAIRE CLASSIFICATION SYSTEM LUMEN TABLE AND BUG RATING:

Zone	Lumens	% Fixture	Zone Rating/Lumen Limit		
			B	U	G
FL (0°-30°)	268.1	6.1			
FM (30°-60°)	1664.6	37.6			
FH (60°-80°)	2052.2	46.4			G2/5000
FVH (80°-90°)	45.6	1.0			G1/100
BL (0°-30°)	147.3	3.3	B1/500		
BM (30°-60°)	204.6	4.6	B0/220		
BH (60°-80°)	38.8	0.9	B0/110		G0/110
BVH (80°-90°)	0.6	0.0			G0/10
UL (90°-100°)	0.0	0.0		U0/0	
UH (100°-180°)	0.0	0.0		U0/0	

BUG Rating: B1-U0-G2

Type IV Short





REPORT NUMBER: P437946
 CATALOG NUMBER: ISC-SA1F-830-U-T4FT-HSS

CANDELA DISTRIBUTION (FULL):

	0°	5°	15°	25°	32°	35°	45°	55°	65°	75°	85°
0°	774.7	774.7	774.7	774.7	774.7	774.7	774.7	774.7	774.7	774.7	774.7
2.5°	745.6	745.6	747.9	750.1	750.1	756.8	765.8	768.0	774.7	779.2	781.5
5°	667.3	676.2	676.2	687.4	696.4	705.3	727.7	741.2	763.5	779.2	783.7
7.5°	595.6	597.8	604.6	618.0	635.9	642.6	671.7	709.8	752.3	779.2	790.4
10°	524.0	526.2	530.7	550.8	568.7	584.4	624.7	671.7	732.2	779.2	799.4
12.5°	472.5	472.5	476.9	499.3	519.5	535.2	579.9	640.4	712.0	781.5	812.8
15°	454.5	454.5	452.3	463.5	481.4	494.8	546.3	613.5	694.1	785.9	826.2
17.5°	463.5	463.5	454.5	456.8	472.5	481.4	526.2	593.4	685.2	794.9	848.6
20°	481.4	481.4	463.5	463.5	479.2	485.9	524.0	582.2	680.7	810.6	880.0
22.5°	501.6	503.8	479.2	479.2	494.8	501.6	537.4	588.9	687.4	830.7	911.3
25°	535.2	535.2	503.8	503.8	517.2	528.4	562.0	609.0	696.4	855.3	960.6
27.5°	582.2	579.9	539.6	528.4	548.6	557.5	595.6	633.7	705.3	884.5	1005.4
30°	638.2	627.0	586.7	564.3	582.2	588.9	627.0	667.3	732.2	927.0	1074.8
32.5°	698.6	703.1	638.2	597.8	606.8	615.8	665.0	718.8	777.0	983.0	1168.8
35°	817.3	817.3	750.1	674.0	658.3	662.8	716.5	785.9	833.0	1077.0	1276.3
37.5°	965.1	969.5	906.8	826.2	777.0	756.8	794.9	866.5	913.6	1195.7	1395.0
40°	1126.3	1119.6	1054.6	980.7	940.4	915.8	895.7	980.7	1023.3	1323.3	1513.7
42.5°	1260.6	1247.2	1159.9	1121.8	1097.2	1065.8	1025.5	1124.0	1164.3	1484.5	1650.2
45°	1348.0	1336.8	1249.4	1238.2	1229.3	1211.4	1220.3	1296.5	1334.5	1670.4	1793.5
47.5°	1415.1	1399.5	1325.6	1341.2	1359.2	1377.1	1455.4	1511.4	1502.5	1840.6	1910.0
50°	1506.9	1484.5	1415.1	1446.5	1493.5	1529.3	1708.5	1724.1	1654.7	1986.1	2015.2
52.5°	1562.9	1536.0	1518.1	1569.6	1639.0	1683.8	1986.1	1925.7	1775.6	2091.3	2098.1
55°	1609.9	1607.7	1639.0	1706.2	1807.0	1863.0	2214.5	2098.1	1854.0	2198.8	2142.8
57.5°	1753.2	1744.3	1798.0	1851.8	2019.7	2113.7	2460.8	2223.5	1910.0	2257.0	2118.2
60°	1957.0	1961.5	1963.7	2062.2	2277.2	2407.1	2655.6	2328.7	1952.5	2266.0	2046.6
62.5°	2275.0	2306.3	2252.6	2328.7	2588.4	2751.9	2843.7	2404.8	1939.1	2201.1	1865.2
65°	2736.2	2725.0	2648.9	2734.0	3081.0	3181.8	3038.5	2427.2	1860.7	1977.2	1524.8
67.5°	3206.4	3210.9	3175.1	3309.4	3647.5	3629.6	3257.9	2351.1	1659.2	1493.5	956.1
70°	3513.2	3519.9	3609.5	3972.2	4339.4	4216.3	3437.1	2082.4	1168.8	712.0	362.7
72.5°	3197.5	3199.7	3625.2	4283.5	4661.9	4527.5	3159.4	1415.1	532.9	253.0	127.6
75°	2024.2	1923.4	2693.7	3631.9	3992.4	3860.3	2252.6	660.5	235.1	127.6	53.7
77.5°	705.3	716.5	1097.2	2091.3	2550.4	2604.1	1157.6	217.2	129.9	87.3	29.1
80°	141.1	159.0	324.7	770.3	1209.1	1256.2	418.7	105.2	85.1	67.2	15.7
82.5°	9.0	11.2	96.3	320.2	494.8	470.2	82.8	53.7	58.2	47.0	9.0
85°	0.0	0.0	6.7	53.7	89.6	67.2	9.0	13.4	24.6	26.9	4.5
87.5°	0.0	0.0	0.0	0.0	0.0	0.0	0.0	0.0	0.0	2.2	0.0
90°	0.0	0.0	0.0	0.0	0.0	0.0	0.0	0.0	0.0	0.0	0.0



REPORT NUMBER: P437946
 CATALOG NUMBER: ISC-SA1F-830-U-T4FT-HSS

CANDELA DISTRIBUTION (continued):

	90°	95°	105°	115°	125°	135°	145°	155°	165°	175°	180°
0°	774.7	774.7	774.7	774.7	774.7	774.7	774.7	774.7	774.7	774.7	774.7
2.5°	781.5	781.5	770.3	765.8	759.1	750.1	741.2	736.7	727.7	730.0	730.0
5°	783.7	779.2	765.8	745.6	723.2	700.8	674.0	656.1	635.9	640.4	638.2
7.5°	788.2	785.9	754.6	718.8	678.5	629.2	582.2	541.9	506.0	497.1	490.4
10°	797.1	790.4	745.6	687.4	606.8	526.2	445.6	376.2	347.1	315.7	309.0
12.5°	806.1	794.9	730.0	642.6	519.5	400.8	295.6	232.9	194.8	183.6	179.1
15°	819.5	801.6	709.8	579.9	416.5	270.9	185.8	152.3	145.5	143.3	143.3
17.5°	837.4	806.1	689.7	508.3	306.8	174.7	136.6	136.6	138.8	141.1	141.1
20°	864.3	817.3	660.5	421.0	206.0	132.1	129.9	132.1	134.3	136.6	136.6
22.5°	893.4	835.2	627.0	329.2	145.5	123.2	123.2	125.4	127.6	129.9	129.9
25°	927.0	848.6	582.2	235.1	120.9	116.4	116.4	118.7	120.9	123.2	123.2
27.5°	962.8	864.3	521.7	161.2	109.7	109.7	112.0	114.2	116.4	116.4	118.7
30°	1016.6	888.9	459.0	118.7	100.8	100.8	105.2	109.7	112.0	112.0	114.2
32.5°	1086.0	909.1	373.9	100.8	94.0	91.8	96.3	103.0	107.5	109.7	109.7
35°	1162.1	938.2	279.9	91.8	87.3	85.1	87.3	94.0	103.0	107.5	107.5
37.5°	1240.5	965.1	208.2	87.3	80.6	78.4	80.6	85.1	94.0	103.0	105.2
40°	1318.8	969.5	150.0	80.6	76.1	73.9	73.9	78.4	87.3	96.3	98.5
42.5°	1399.5	987.5	114.2	76.1	69.4	69.4	69.4	71.7	78.4	85.1	87.3
45°	1491.3	998.7	91.8	69.4	64.9	64.9	64.9	64.9	69.4	71.7	71.7
47.5°	1569.6	983.0	73.9	62.7	60.5	60.5	60.5	58.2	58.2	56.0	56.0
50°	1625.6	947.2	60.5	56.0	56.0	58.2	53.7	49.3	49.3	44.8	44.8
52.5°	1659.2	893.4	51.5	49.3	53.7	53.7	47.0	44.8	40.3	35.8	33.6
55°	1657.0	803.8	44.8	42.5	47.0	47.0	40.3	35.8	31.3	26.9	26.9
57.5°	1592.0	705.3	40.3	35.8	40.3	38.1	33.6	26.9	22.4	17.9	17.9
60°	1491.3	600.1	35.8	29.1	31.3	29.1	26.9	20.2	15.7	11.2	11.2
62.5°	1354.7	501.6	29.1	24.6	22.4	22.4	20.2	15.7	9.0	6.7	6.7
65°	1094.9	371.7	22.4	17.9	15.7	17.9	13.4	9.0	4.5	2.2	2.2
67.5°	676.2	212.7	17.9	13.4	11.2	13.4	9.0	6.7	2.2	0.0	0.0
70°	266.5	91.8	13.4	9.0	9.0	9.0	6.7	4.5	0.0	0.0	0.0
72.5°	91.8	40.3	11.2	6.7	6.7	4.5	4.5	2.2	0.0	0.0	0.0
75°	40.3	24.6	9.0	6.7	4.5	4.5	2.2	2.2	0.0	0.0	0.0
77.5°	22.4	15.7	6.7	4.5	4.5	2.2	2.2	2.2	0.0	0.0	0.0
80°	13.4	9.0	4.5	4.5	4.5	2.2	2.2	2.2	0.0	0.0	0.0
82.5°	9.0	4.5	2.2	2.2	2.2	2.2	2.2	2.2	0.0	0.0	0.0
85°	4.5	2.2	0.0	2.2	0.0	0.0	0.0	0.0	0.0	0.0	0.0
87.5°	0.0	0.0	0.0	0.0	0.0	0.0	0.0	0.0	0.0	0.0	0.0
90°	0.0	0.0	0.0	0.0	0.0	0.0	0.0	0.0	0.0	0.0	0.0

Cooper Lighting Solutions Photometric Lab
1121 Highway 74 South
Peachtree City, GA 30269



LM-79-2019: Approved Method: Electrical and Photometric Measurements of Solid-State Lighting Products

Report Prepared for

Cooper Lighting Solutions

MCGRAW EDISON

Report Number: SP1-2408-195-9

Test Date: 08/07/2024

Luminaire Tested: GALN-SB1A-830-U-5WQ

Data in this report applies to families of products including GALN-SB1A-830-U-5WQ.

Test Information

Test Method: LM-79-2019
 Report Number: SP1-2408-195-9
 Test Lab: COOPER LIGHTING SOLUTIONS
 Photometer: SP1 - 76IN SPHERE
 Measurement Geometry: 4π
 Issue Date: 08/07/2024
 Manufacturer: COOPER LIGHTING SOLUTIONS
 Product Line: MCGRAW EDISON
 Catalog Number: **GALN-SB1A-830-U-5WQ**
 Description: GALLEON AREA AND ROADWAY LUMINAIRE. (1) 80 CRI, 3000K, 350MA HIGH DENSITY LIGHTSQUARE WITH 26 LEDS AND TYPE V WIDE OPTICS

Spectral Parameters

CCT (K): 3050
 CIE u': 0.2476
 CIE v': 0.5251
 Duv: 0.0034
 CIE x: 0.4383
 CIE y: 0.4131
 CIE z: 0.1487
 Peak Wavelength (nm): 603
 Dominant Wavelength (nm): 581
 Purity: 55.55201
 Rf: 81.5
 Rg: 99.2

CRI (Ra):	81.0		
R1:	79.6	R9:	7.1
R2:	85.6	R10:	67.0
R3:	92.0	R11:	82.7
R4:	82.6	R12:	63.2
R5:	78.9	R13:	80.3
R6:	81.7	R14:	95.0
R7:	85.2	R15:	71.7
R8:	62.0		



Test Conditions

Stabilization Time: 20M
 Operation Time: 1H 20M
 Sphere Temperature (°C): 24.2

REPORT NUMBER: SP1-2408-195-9

Measurement and Test Equipment			
Instrument	Identification Number	Calibration Date	Calibration Due Date
Photometer	IN0058	6/18/2024	12/18/2024
Power Meter	INXT2011004	2/8/2024	2/8/2025
AC Power Source	IN0063	10/24/2023	10/24/2024
DC Power Source	IN0208	10/24/2023	10/24/2024
Sphere Thermometer	IN0085	10/24/2023	10/24/2024
Room Thermometer	IN0046	10/24/2023	10/24/2024

REPORT NUMBER: SP1-2408-195-9

CIE 1931 Chromaticity Diagram



CIE 1931 Chromaticity Diagram with 2017 ANSI 7-Step and 4-Step Quadrangles



CCT = 3050K
 CIE x = 0.4383
 CIE y = 0.4131
 Duv = 0.0034

Point lies inside the ANSI 3000K 4-step quadrangle

REPORT NUMBER: SP1-2408-195-9

Photopic Flux vs. Wavelength



Photopic Lumens: NR

λ (nm)	Power W [^] /nm	Lumens (ϕ /nm)	λ (nm)	Power W [^] /nm	Lumens (ϕ /nm)	λ (nm)	Power W [^] /nm	Lumens (ϕ /nm)	λ (nm)	Power W [^] /nm	Lumens (ϕ /nm)	λ (nm)	Power W [^] /nm	Lumens (ϕ /nm)
360	0	NR	490	168	NR	620	940	NR	750	35	NR	880	1	NR
365	0	NR	495	233	NR	625	897	NR	755	30	NR	885	1	NR
370	0	NR	500	300	NR	630	847	NR	760	26	NR	890	1	NR
375	0	NR	505	372	NR	635	790	NR	765	22	NR	895	1	NR
380	0	NR	510	430	NR	640	730	NR	770	19	NR	900	1	NR
385	0	NR	515	483	NR	645	668	NR	775	16	NR	905	1	NR
390	0	NR	520	524	NR	650	605	NR	780	14	NR	910	0	NR
395	2	NR	525	555	NR	655	545	NR	785	12	NR	915	0	NR
400	4	NR	530	581	NR	660	485	NR	790	10	NR	920	0	NR
405	7	NR	535	604	NR	665	430	NR	795	9	NR	925	0	NR
410	17	NR	540	623	NR	670	378	NR	800	8	NR	930	0	NR
415	34	NR	545	645	NR	675	331	NR	805	7	NR	935	0	NR
420	68	NR	550	667	NR	680	290	NR	810	6	NR	940	0	NR
425	128	NR	555	693	NR	685	251	NR	815	5	NR	945	0	NR
430	214	NR	560	719	NR	690	218	NR	820	4	NR	950	0	NR
435	339	NR	565	754	NR	695	188	NR	825	4	NR	955	0	NR
440	507	NR	570	791	NR	700	162	NR	830	3	NR	960	0	NR
445	573	NR	575	830	NR	705	139	NR	835	3	NR	965	0	NR
450	356	NR	580	873	NR	710	119	NR	840	3	NR	970	0	NR
455	217	NR	585	913	NR	715	102	NR	845	2	NR	975	0	NR
460	168	NR	590	948	NR	720	88	NR	850	2	NR	980	0	NR
465	113	NR	595	974	NR	725	76	NR	855	2	NR	985	0	NR
470	85	NR	600	994	NR	730	65	NR	860	1	NR	990	0	NR
475	85	NR	605	998	NR	735	55	NR	865	1	NR	995	0	NR
480	94	NR	610	994	NR	740	47	NR	870	1	NR	1000	0	NR
485	120	NR	615	973	NR	745	41	NR	875	1	NR			

REPORT NUMBER: SP1-2408-195-9

Scotopic Flux vs. Wavelength



Scotopic Lumens: NR

S/P: 1.27

λ (nm)	Power W [^] /nm	Lumens (ϕ /nm)	λ (nm)	Power W [^] /nm	Lumens (ϕ /nm)	λ (nm)	Power W [^] /nm	Lumens (ϕ /nm)	λ (nm)	Power W [^] /nm	Lumens (ϕ /nm)	λ (nm)	Power W [^] /nm	Lumens (ϕ /nm)
360	0	NR	490	168	NR	620	940	NR	750	35	NR	880	1	NR
365	0	NR	495	233	NR	625	897	NR	755	30	NR	885	1	NR
370	0	NR	500	300	NR	630	847	NR	760	26	NR	890	1	NR
375	0	NR	505	372	NR	635	790	NR	765	22	NR	895	1	NR
380	0	NR	510	430	NR	640	730	NR	770	19	NR	900	1	NR
385	0	NR	515	483	NR	645	668	NR	775	16	NR	905	1	NR
390	0	NR	520	524	NR	650	605	NR	780	14	NR	910	0	NR
395	2	NR	525	555	NR	655	545	NR	785	12	NR	915	0	NR
400	4	NR	530	581	NR	660	485	NR	790	10	NR	920	0	NR
405	7	NR	535	604	NR	665	430	NR	795	9	NR	925	0	NR
410	17	NR	540	623	NR	670	378	NR	800	8	NR	930	0	NR
415	34	NR	545	645	NR	675	331	NR	805	7	NR	935	0	NR
420	68	NR	550	667	NR	680	290	NR	810	6	NR	940	0	NR
425	128	NR	555	693	NR	685	251	NR	815	5	NR	945	0	NR
430	214	NR	560	719	NR	690	218	NR	820	4	NR	950	0	NR
435	339	NR	565	754	NR	695	188	NR	825	4	NR	955	0	NR
440	507	NR	570	791	NR	700	162	NR	830	3	NR	960	0	NR
445	573	NR	575	830	NR	705	139	NR	835	3	NR	965	0	NR
450	356	NR	580	873	NR	710	119	NR	840	3	NR	970	0	NR
455	217	NR	585	913	NR	715	102	NR	845	2	NR	975	0	NR
460	168	NR	590	948	NR	720	88	NR	850	2	NR	980	0	NR
465	113	NR	595	974	NR	725	76	NR	855	2	NR	985	0	NR
470	85	NR	600	994	NR	730	65	NR	860	1	NR	990	0	NR
475	85	NR	605	998	NR	735	55	NR	865	1	NR	995	0	NR
480	94	NR	610	994	NR	740	47	NR	870	1	NR	1000	0	NR
485	120	NR	615	973	NR	745	41	NR	875	1	NR			

REPORT NUMBER: SP1-2408-195-9

Melanopic Flux vs. Wavelength



Melanopic Lumens: NR

M/P: 2.32

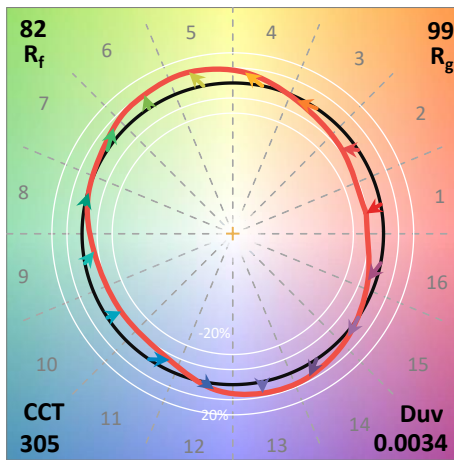
λ (nm)	Power W [^] /nm	Lumens (φ/nm)	λ (nm)	Power W [^] /nm	Lumens (φ/nm)	λ (nm)	Power W [^] /nm	Lumens (φ/nm)	λ (nm)	Power W [^] /nm	Lumens (φ/nm)	λ (nm)	Power W [^] /nm	Lumens (φ/nm)
360	0	NR	490	168	NR	620	940	NR	750	35	NR	880	1	NR
365	0	NR	495	233	NR	625	897	NR	755	30	NR	885	1	NR
370	0	NR	500	300	NR	630	847	NR	760	26	NR	890	1	NR
375	0	NR	505	372	NR	635	790	NR	765	22	NR	895	1	NR
380	0	NR	510	430	NR	640	730	NR	770	19	NR	900	1	NR
385	0	NR	515	483	NR	645	668	NR	775	16	NR	905	1	NR
390	0	NR	520	524	NR	650	605	NR	780	14	NR	910	0	NR
395	2	NR	525	555	NR	655	545	NR	785	12	NR	915	0	NR
400	4	NR	530	581	NR	660	485	NR	790	10	NR	920	0	NR
405	7	NR	535	604	NR	665	430	NR	795	9	NR	925	0	NR
410	17	NR	540	623	NR	670	378	NR	800	8	NR	930	0	NR
415	34	NR	545	645	NR	675	331	NR	805	7	NR	935	0	NR
420	68	NR	550	667	NR	680	290	NR	810	6	NR	940	0	NR
425	128	NR	555	693	NR	685	251	NR	815	5	NR	945	0	NR
430	214	NR	560	719	NR	690	218	NR	820	4	NR	950	0	NR
435	339	NR	565	754	NR	695	188	NR	825	4	NR	955	0	NR
440	507	NR	570	791	NR	700	162	NR	830	3	NR	960	0	NR
445	573	NR	575	830	NR	705	139	NR	835	3	NR	965	0	NR
450	356	NR	580	873	NR	710	119	NR	840	3	NR	970	0	NR
455	217	NR	585	913	NR	715	102	NR	845	2	NR	975	0	NR
460	168	NR	590	948	NR	720	88	NR	850	2	NR	980	0	NR
465	113	NR	595	974	NR	725	76	NR	855	2	NR	985	0	NR
470	85	NR	600	994	NR	730	65	NR	860	1	NR	990	0	NR
475	85	NR	605	998	NR	735	55	NR	865	1	NR	995	0	NR
480	94	NR	610	994	NR	740	47	NR	870	1	NR	1000	0	NR
485	120	NR	615	973	NR	745	41	NR	875	1	NR			

Summary

$R_f = 81.5$
 $R_g = 99.2$
 $CIE R_a = 81.0$
 $R_9 = 7.1$



Color Vector Graphics



Individual Sample Fidelity Index ($R_{f,i}$)

CES01 = 86	CES26 = 74	CES51 = 89	CES76 = 70
CES02 = 63	CES27 = 88	CES52 = 92	CES77 = 86
CES03 = 31	CES28 = 89	CES53 = 81	CES78 = 72
CES04 = 70	CES29 = 67	CES54 = 87	CES79 = 90
CES05 = 50	CES30 = 68	CES55 = 85	CES80 = 88
CES06 = 51	CES31 = 71	CES56 = 78	CES81 = 78
CES07 = 42	CES32 = 70	CES57 = 76	CES82 = 95
CES08 = 41	CES33 = 71	CES58 = 78	CES83 = 90
CES09 = 29	CES34 = 82	CES59 = 92	CES84 = 94
CES10 = 76	CES35 = 90	CES60 = 95	CES85 = 86
CES11 = 59	CES36 = 93	CES61 = 93	CES86 = 72
CES12 = 65	CES37 = 87	CES62 = 83	CES87 = 85
CES13 = 43	CES38 = 75	CES63 = 77	CES88 = 83
CES14 = 74	CES39 = 94	CES64 = 83	CES89 = 75
CES15 = 71	CES40 = 89	CES65 = 77	CES90 = 81
CES16 = 47	CES41 = 85	CES66 = 80	CES91 = 96
CES17 = 50	CES42 = 86	CES67 = 79	CES92 = 73
CES18 = 56	CES43 = 81	CES68 = 84	CES93 = 84
CES19 = 72	CES44 = 99	CES69 = 91	CES94 = 64
CES20 = 66	CES45 = 87	CES70 = 78	CES95 = 80
CES21 = 87	CES46 = 82	CES71 = 76	CES96 = 84
CES22 = 79	CES47 = 77	CES72 = 92	CES97 = 87
CES23 = 92	CES48 = 71	CES73 = 71	CES98 = 81
CES24 = 91	CES49 = 81	CES74 = 93	CES99 = 74
CES25 = 72	CES50 = 89	CES75 = 74	



Color Rendition by Hue-Angle Bin



Measure Comparisons



(END OF REPORT)